








Swivel castor with total brake mounted behind:

NILF-54CAN-L12



Technical data

Diameter		125 mm
Tread width		32 mm
Hub length		46 mm
Height		156 mm
Offset		40 mm
Bolt hole diameter		12 mm
Load capacity		150 kg

Technical description

stainless steel housing

swivel bearing with double ball race

ball bearings of stainless steel

sealing ring



Wheel

TPU tread conductive (Shore A 95)

polyamide wheel body

thread guard

stainless steel ball bearing