








Swivel castor with central total brake:

TT322 R6Ea/19U-G (TT Serie/s)



## Technical data

Diameter		75 mm
Tread width		73 mm
Wheel width		2x12 mm
Height		93 mm
Offset		78 mm
Stem size		32x50 mm
Load capacity		90 kg

## Technical description

High-strength glass fibre-reinforced PA6 housing

Precision ball bearing in the swivel head

Dust and splash-proof

Integrated switching mechanism with central total lock

Permanent grease filling in the switching mechanism

Also available with other wheel variants and long stem 28x98 mm



## Wheel

Wheel centre nylon

Polyurethane tread (85 Sh A)

Precision ball bearing

Available also in conductive version