







Swivel castor with total brake mounted behind:

## GMF-21C-L10 (Serie/s GM)



### Technical data

Diameter		50 mm
Tread width		18 mm
Hub length		22 mm
Height		69 mm
Offset		23 mm
Bolt hole diameter		11 mm
Brake swivel radius		75 mm
Load capacity		50 kg



### Wheel

TPE tread (Shore A 87)

polypropylene wheel body

thread guard

ball bearing

non-oiling

on request further variants available