








Swivel castor: 367a 51C ZLD



Technical data

Diameter		125 mm
Tread width		32 mm
Height		155,5 mm
Offset		43,5 mm
Bolt hole diameter		12,2 mm
Load capacity		100 kg
Weight		701 g

Technical description

sheet steel metal housing
zinc passivated
swivel bearing with double ball race
protected from dust and water spray with plastic seal
also available with plate PD (77x67 mm)
also available with bolt hole LC (10,2 mm)
on inquiry also available with fixing pin Z622 (28x45 mm)



Wheel

TPE tread (Shore A 87)
polypropylene wheel body
thread guard
ball bearing
non-oiling
on request further variants available