








Swivel castor with central/directional total brake:

305876 (TWIST CL)



## Technical data

Diameter		100 mm
Tread width		2x20 (85) mm
Height		104 mm
Offset		32 mm
Stem size		32x50 mm
Brake swivel radius		91 mm
Load capacity		135 kg

## Technical description

TWIST Central Locking

plastic twin wheel castor

fork is made of glass fiber-reinforced polyamide

maintenance-free construction

integrated selection mechanism with central total locking brake and direction locking brake



## Wheel

polyurethane tyre (Shore A 95)

glass fiber-reinforced polyamide wheel centre

ball bearing