






## Swivel castor with central total brake:

# 390q 29K080y Z2351

On request



## Technical data

Diameter		80 mm
Tread width		30 mm
Height		113 mm
Offset		44 mm
Load capacity		80 kg

## Technical description

sheet steel metal housing

zinc passivated

double ball bearing in swivel head

protected from dust and water ingress by plastic sealing ring

integrated selection mechanism with total locking brake "q"

and directional locking brake "r"

selection mechanism continually greased

device to permit adjustment of the braking effect

(without removing the castor or wheel)

also available with other wheel variants



## Wheel

thermoplastic polyurethane tyre (TPU) iron grey  
RAL 7011 (Shore A 95)

electrically conductive, free of contact discoloration

plastic wheel centre and thread guard silver grey  
RAL7001

precision ball bearing