










Swivel castor:

441a 07R125c ZPI



Technical data

Diameter		125 mm
Tread width		25 mm
Height		156 mm
Offset		37 mm
Top plate dimensions		115x85 mm
Top plate hole diameter		9 mm
Dist. between holes		80x55/60 mm
Load capacity		100 kg
Weight		1228 g

Technical description

stable sheet steel design and proven technology

easy running double ball bearing for good manoeuvrability

wide choice of wheels for different areas of application



Wheel

solid rubber tyre black (Shore A 80)

plastic wheel centre

roller bearing