










Swivel castor with total brake mounted in front:

441i 07R160c ZPK



Technical data

Diameter		160 mm
Tread width		28 mm
Height		197 mm
Offset		48 mm
Top plate dimensions		138x109 mm
Top plate hole diameter		11 mm
Dist. between holes		105x75/80 mm
Load capacity		135 kg
Weight		2589 g

Technical description

stable sheet steel design and proven technology

easy running double ball bearing for good manoeuvrability

wide choice of wheels for different areas of application



Wheel

solid rubber tyre black (Shore A 80)

plastic wheel centre

roller bearing