









Fixed castor:

439a 00R150p ZPK



## Technical data

Diameter		150 mm
Tread width		45 mm
Height		192 mm
Top plate dimensions		138x109 mm
Top plate hole diameter		11 mm
Dist. between holes		105x75/80 mm
Load capacity		225 kg
Weight		1285 g

## Technical description

stable sheet steel design and proven technology

wide choice of wheels for different areas of application

zinc passivated



## Wheel

polyamide white

roller bearing