







Swivel castor with total brake mounted behind:

441h 08R125c ZLD



Technical data

Diameter		125 mm
Tread width		22 mm
Height		151 mm
Offset		32 mm
Bolt hole diameter		12,2 mm
Load capacity		100 kg

Technical description

stable sheet steel design and proven technology

easy running double ball bearing for good manoeuvrability

wide choice of wheels for different areas of application



Wheel

solid rubber tyre black (Shore A 80)

sheet steel metal rim zinc passivated

roller bearing