







Swivel castor with total brake mounted behind:

441h 07R100c ZLD



## Technical data

Diameter		100 mm
Tread width		22 mm
Height		128 mm
Offset		34 mm
Bolt hole diameter		12,2 mm
Load capacity		70 kg

## Technical description

stable sheet steel design and proven technology

easy running double ball bearing for good manoeuvrability

wide choice of wheels for different areas of application



## Wheel

solid rubber tyre black (Shore A 80)

plastic wheel centre

roller bearing