







Swivel castor:

441a 00R065p ZLD

On request



## Technical data

Diameter		65 mm
Tread width		33 mm
Height		90,5 mm
Offset		37,5 mm
Bolt hole diameter		12,2 mm
Load capacity		100 kg

## Technical description

stable sheet steel design and proven technology

easy running double ball bearing for good manoeuvrability

wide choice of wheels for different areas of application



## Wheel

polyamide white

roller bearing