







Swivel castor with total brake mounted behind:

441h 00R080p ZLD



## Technical data

Diameter		80 mm
Tread width		33 mm
Height		105,5 mm
Offset		34 mm
Bolt hole diameter		12,2 mm
Load capacity		100 kg

## Technical description

stable sheet steel design and proven technology

easy running double ball bearing for good manoeuvrability

wide choice of wheels for different areas of application



## Wheel

polyamide white

roller bearing