







Swivel castor with total brake mounted behind:

441h 00R100p ZLD



Technical data

Diameter		100 mm
Tread width		35 mm
Height		128 mm
Offset		34 mm
Bolt hole diameter		12,2 mm
Load capacity		125 kg

Technical description

stable sheet steel design and proven technology

easy running double ball bearing for good manoeuvrability

wide choice of wheels for different areas of application



Wheel

polyamide white

roller bearing