









Swivel castor:

478a 18K150v ZPK



Technical data

Diameter		150 mm
Tread width		50 mm
Height		205 mm
Offset		48 mm
Top plate dimensions		138x109 mm
Top plate hole diameter		11 mm
Dist. between holes		105x75/80 mm
Load capacity		600 kg

Technical description

heavy sheet steel housing zinc passivated

special swivel head with double ball race

triple-bolted to fork head

maintenance-free permanently grease filled in fork head, zinc passivated

protected against dust and water by sealed swivel head

screw-on directional lock <<ASL 478>> is available optionally (can be ordered separately as accessory)

Wheel

Polyurethane tyre red-orange (Shore A 95)

bonded on cast wheel centre

precision ball bearing